



THE K2 VIEW

2018 MARKET REPORT

K2 REALTY

JAMES KENNY • PAUL KANEB • JOHN LUEKING

LOST TREE VILLAGE & K2 REALTY

Welcome to the K2 View - 2018 market report, our update of the real estate market in Lost Tree Village, including a comparison of our residential real estate market from years prior, a summary of current activity, and themes we are seeing in our great community.

The real estate market in general has been fairly stable this past year, with inventory averaging around 30 residences for sale. Putting this in perspective, in both 2010 and 2013 there was an overall average of approximately 50 homes available for sale. The old adage, "location, location, location," certainly rings true as of late, as interest in direct waterfront is extremely high. The Lost Tree amenities continue to be a fantastic draw for new buyers, with much of the excitement centered around the Fitness Center.

2018 proved to be a far better year than 2017. While the total number of listings was down for the year by 10%, out of the 57 total listings, 24 properties went under contract (a 13% increase over 2017), and 27 properties ultimately traded (a 22% increase over 2017). (reference Figures 1 & 2).

How many total listings were there in 2018?



Figure 1



Figure 2 The data represented in this document is based on best estimates, and collected information deemed reliable but not guaranteed. This information is subject to errors and omissions.

K2 EXCLUSIVE LISTINGS

OCEANFRONT

PLAT#

1 11784 Turtle Beach Road

3

BIG LAKE WORTH

PLAT#

2 11265 Old Harbour Road

340

3 11185 Old Harbour Road

3

LITTLE LAKE WORTH

PLAT#

4 11991 Lost Tree Way

270

GOLF COURSE

PLAT#

5 11589 Lake House Court

152/153

6 817 Lake House Drive

201

7 806 Village Road

86

8 727 Village Road

101

LAKEFRONT

PLAT#

9 11713 Lake House Court

158

10 11093 Beach Club Point

39

11 11074 Beach Club Point

1

INTERIOR

PLAT#

12 12184 Seaward Drive

312

OCEAN HOUSE

PLAT#

13 11418 Turtle Beach Road

OH IV 1

14 11404 Turtle Beach Road

OH IV 2

OCEAN HOUSE SOUTH

PLAT#

15 11160 Turtle Beach Road

110E

GREAT HOUSE

PLAT#

16 11070 Turtle Beach Road

B204

17 11042 Turtle Beach Road

D302

18 11042 Turtle Beach Road

D303

CLUB SUITE

PLAT#

19 2 Church Lane

118

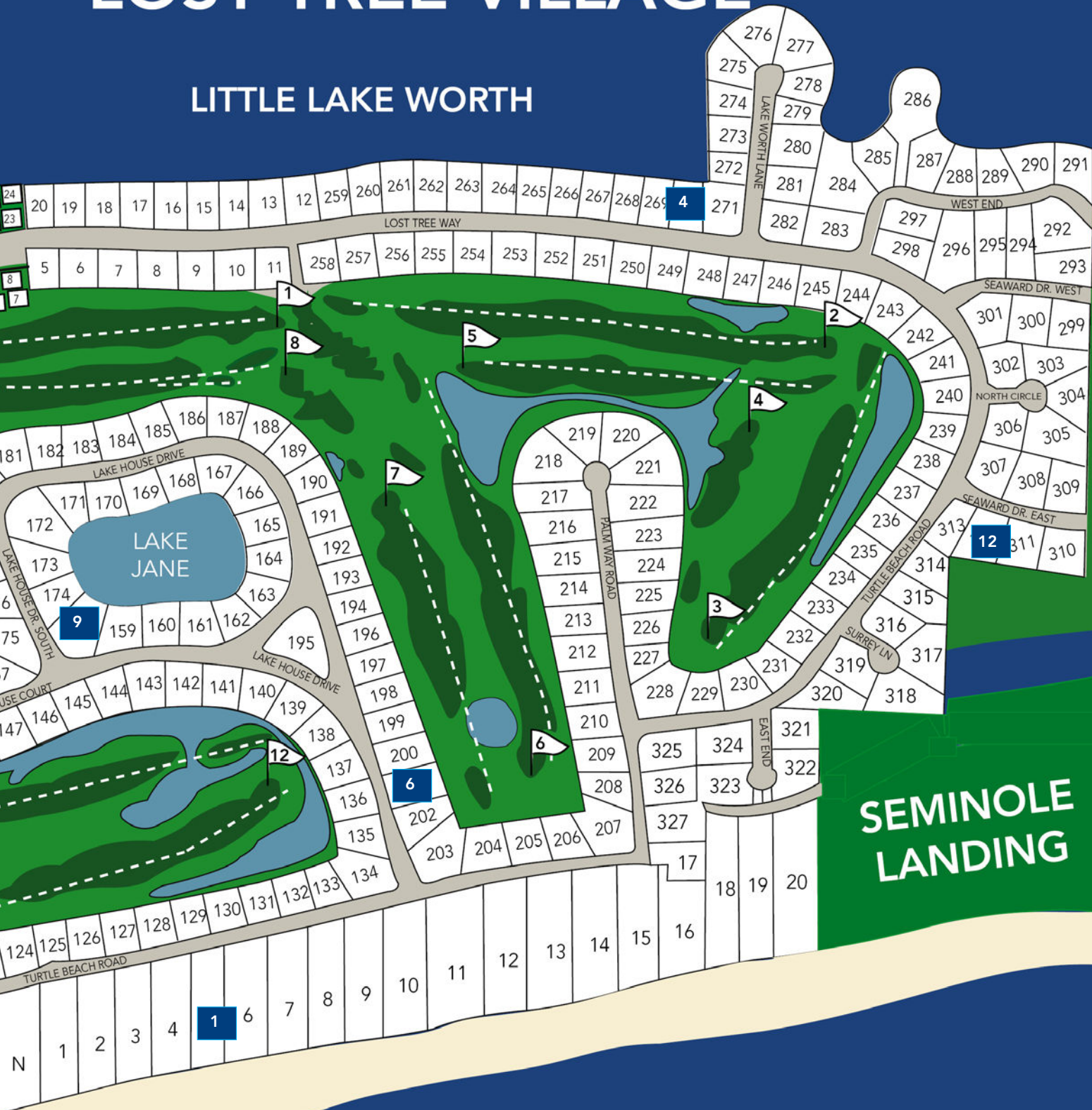


LAKE WORTH



LOST TREE VILLAGE

LITTLE LAKE WORTH



ATLANTIC OCEAN

#livelosttree #experiencelosttree



Facebook



Twitter



Instagram

STAY UP TO DATE ON ALL OF K2 REALTY'S ACTIVE LISTINGS BY DOWNLOADING OUR APP.



K2 REALTY - YOUR MARKET LEADER

SALES IN LOST TREE YEAR OVER YEAR

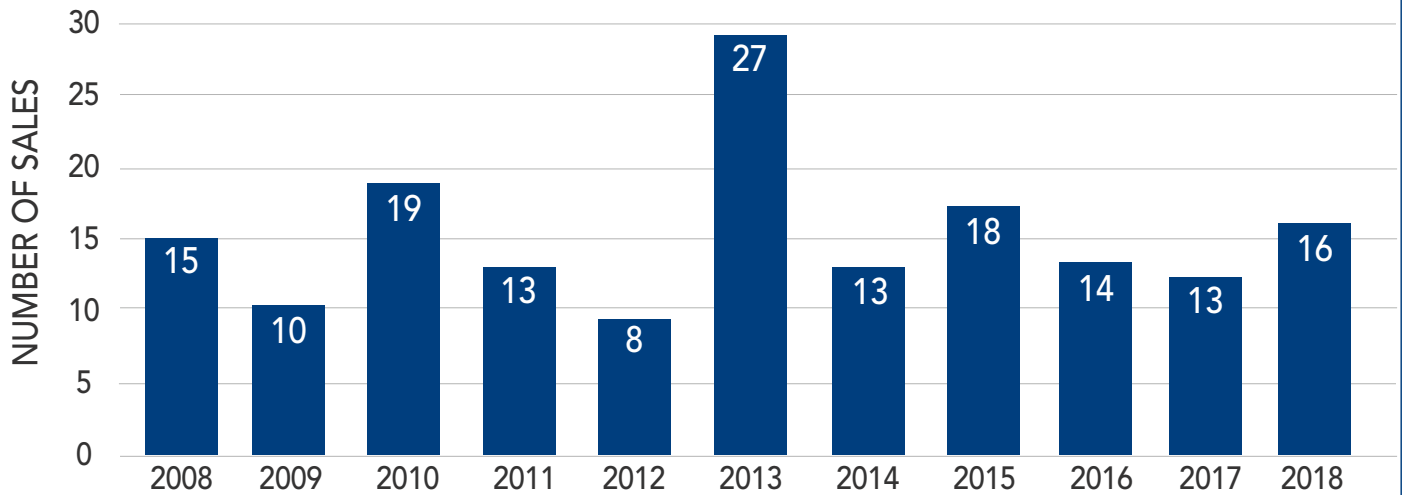
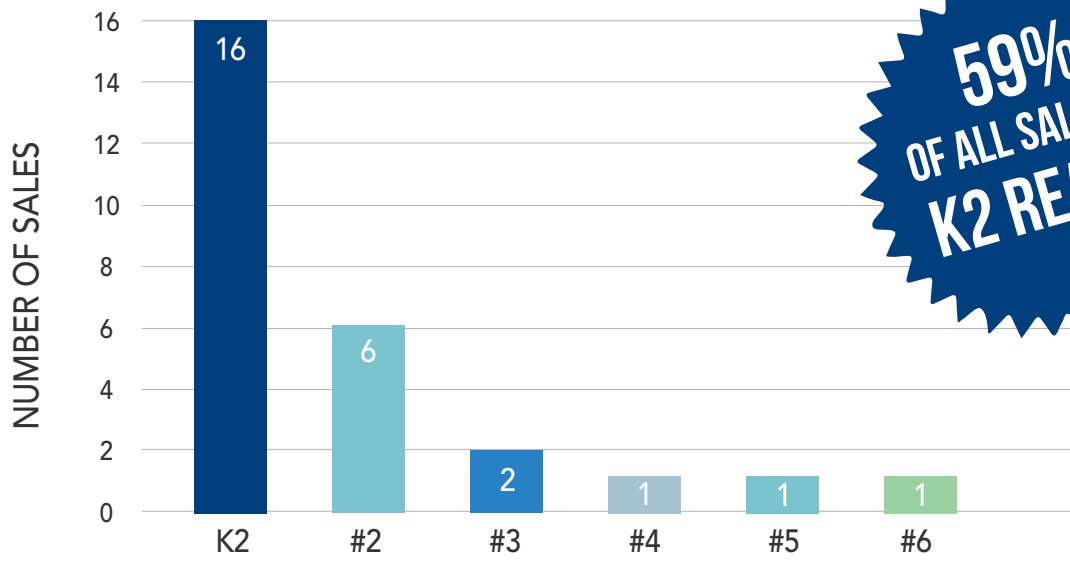


Figure 3 The data represented in this document is based on best estimates, and collected information deemed reliable but not guaranteed. This information is subject to errors and omissions.

2018 MARKET ACTIVITY



2018 LOST TREE SALES BY REAL ESTATE BROKER



59%
OF ALL SALES BY
K2 REALTY

Figure 4 The data represented in this document is based on best estimates, and collected information deemed reliable but not guaranteed. This information is subject to errors and omissions.

2018 MARKET ACTIVITY



**K2
LISTED
& SOLD**

2018 RECORD SALE



**12032 EAST END
OCEANFRONT**



LIVE LOST TREE®

Your Roots in Lost Tree



James Kenny
561.309.9722

NORTH PALM BEACH
11676 Highway One
k2-realty.com | 561.691.1223

Paul Kaneb
561.308.9266



Equal Housing Opportunity. Notice: All measurements, features and specifications are approximate. The accuracy of this information is subject to errors, omissions and changes. Copyright 2018